

**30 Sept 2024**

### Share Price Data (as of 27 Sept 2024)

Ticker @IDX	DOID
Last Price (Rp)	785
Outstanding Shares (mn)	7,651
Market Capitalization (Rp bn)	6,006
Market Capitalization (USD mn) <sup>1</sup>	388

<sup>1</sup> based on 15,480/USD exchange rate

### Shareholder Structure

Northstar Tambang Persada Ltd	42.7%
Public	55.0%
Treasury shares	2.3%

### Contact Us

Investor Relations Department  
[irteam@deltadunia.com](mailto:irteam@deltadunia.com)

### PT Delta Dunia Makmur Tbk.

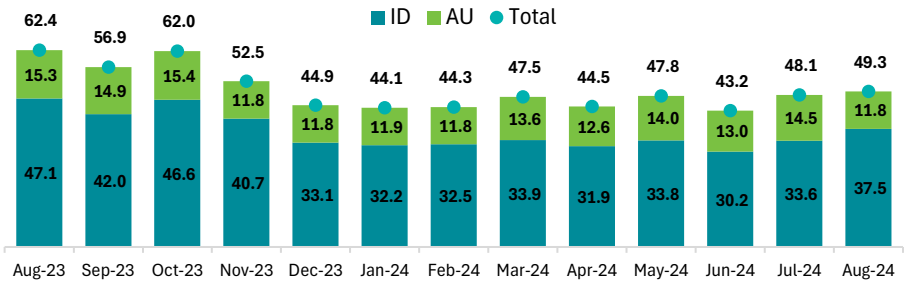
South Quarter Tower A, Penthouse Floor  
 Jl. R.A Kartini Kav.8 Cilandak Barat  
 Jakarta 12430 – Indonesia  
 Phone: +62 21 30432080  
 Fax: +62 21 30432081  
[www.deltadunia.com](http://www.deltadunia.com)

### Notes

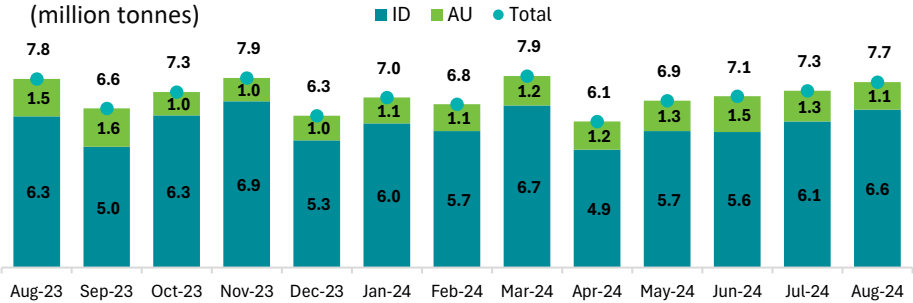
- As of Sept 27th, 2024, DOID had purchased 535mn shares through the buyback program.
- Post cancellation of 547.8mn shares
- Treasury shares have been distributed to Long Term Share Program to employees (part of public portion) equivalent to 9.4%

Jakarta – PT Delta Dunia Makmur Tbk. (“DOID” or the “Company”) presents the monthly production report of its primary and wholly-owned subsidiary, PT Bukit Makmur Mandiri Utama (“BUMA”), for August 2024.

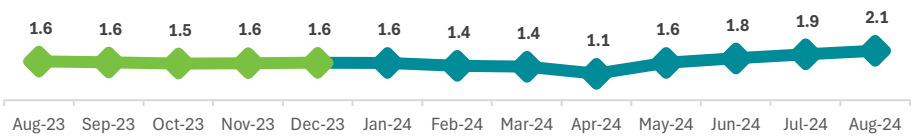
### MONTHLY OVERBURDEN REMOVAL (million bank cubic meters)



### MONTHLY COAL PRODUCTION (million tonnes)



### MONTHLY COAL HAULING (million tonnes)



### PRODUCTION HIGHLIGHTS

BUMA today announced its production highlights for the year-to-date period ending August 2024.

#### Year-to-Date Production Highlights

- Overburden removal (OB):** BUMA recorded a total of 368.8 million bcm of OB, reflecting a 9% decrease year-over-year (YoY). This decline was primarily attributed to higher rainfall levels compared to historical averages.
- Coal production:** Coal production remained the same with the previous year, reaching 56.8 million tonnes.

#### August 2024 Production Performance

- OB:** BUMA removed 49.3 million bcm of OB in August, representing a 21% decrease compared to the same period last year.
- Coal:** Coal production in August totaled 7.7 million tonnes, maintaining a stable output.

#### Regional Production Overview

- Indonesia:** While OB in Indonesia decreased by 20% YoY due to unfavorable weather conditions, coal production increased by 4%. BUMA remains committed to achieving its 2024 volume targets through internal efficiency improvements.
- Australia:** Both OB and coal production in Australia experienced declines of 23% and 26%, respectively. This was primarily due to the unseasonable wet weather affecting all sites as well as contract ended for Commodore at the end of August to ensure an orderly demobilization process.
- United States:** Atlantic Carbon Group, Inc. (ACG) produced 34.3 thousand tonnes of anthracite coal.

#### Strategic Focus

BUMA continues to prioritize enhancing cash flow generation, securing higher-quality customer contracts, and delivering operational excellence. The Company remains focused on optimizing existing assets and efficiently managing costs to drive long-term value for its shareholders.