

**22 August 2022**

### Share Price Data (as of 19 August, 2022)

Ticker @IDX	DOID
Last Price (Rp)	372
Outstanding Shares (mn) <sup>1</sup>	8,612
Market Capitalization (Rp bn)	3,204
Market Capitalization (USD mn) <sup>2</sup>	216

<sup>1</sup> shares outstanding as of 31 December 2021. DOID has commenced, and continues, its share buyback. As at 6 June 2022, DOID had purchased 598mn shares through the buyback

<sup>2</sup> based on 14,858 /USD exchange rate

### Shareholder Structure

Northstar Tambang Persada Ltd	37.9%
Public	55.2%
Treasury Stocks	6.9%

### Contact Us

Investor Relations Department

[irteam@deltadunia.com](mailto:irteam@deltadunia.com)

### PT Delta Dunia Makmur Tbk.

South Quarter Tower A, Penthouse Floor

Jl. R.A Kartini Kav.8 Cilandak Barat

Jakarta 12430 – Indonesia

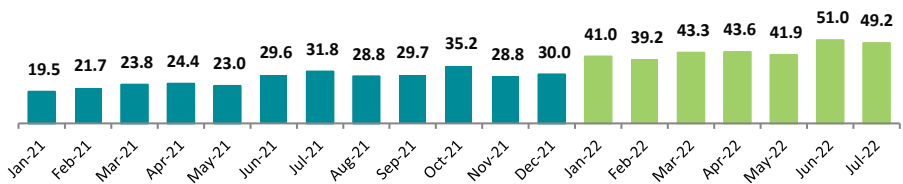
Phone: +62 21 30432080

Fax: +62 21 30432081

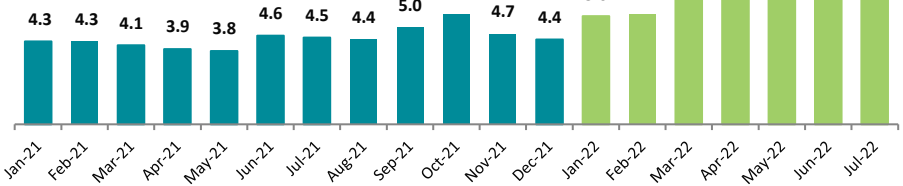
[www.deltadunia.com](http://www.deltadunia.com)

Jakarta – PT Delta Dunia Makmur Tbk. (“DOID” or the “Company”) presents the monthly production report of its primary and wholly-owned subsidiary, PT Bukit Makmur Mandiri Utama (“BUMA”), for July 2022.

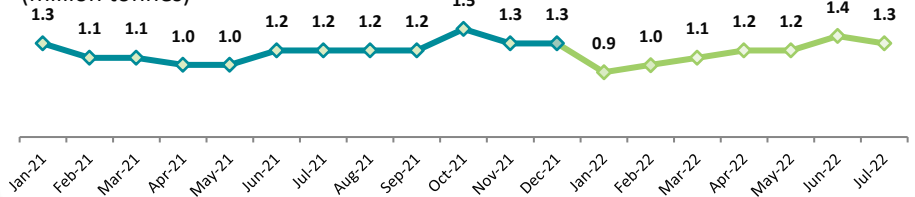
### MONTHLY OVERBURDEN REMOVAL (million bank cubic meters)



### MONTHLY COAL PRODUCTION (million tonnes)



### MONTHLY COAL HAULING (million tonnes)



### PRODUCTION HIGHLIGHTS

- BUMA recorded 49.2 million bcm of overburden removal and 7.4 million tonnes of coal in July 2022, with an overall strip ratio of 6.6x reflecting a 55 % and 63% increase YoY for OB removal and coal volume, respectively. Volume decreased from month to month mainly due to geotechnical challenges on one of our sites in Australia.
- Overburden removal amounted to 309.3 million bcm, an 78% increase YoY, whereas coal amounted to 48.5 million tonnes, a 64% increase YoY. This year, we expect a gradual ramp-up in delivering incremental volume from the two new contracts secured in 2021 and the Australia operations.
- The Company is on track to achieve its full-year guidance. The Company remains focused on delivering operational excellence on existing contracts, optimizing existing assets, reducing cost, maintaining liquidity, and exploring growth opportunities that provide additional value and synergy for the Group.