

**21 June 2022**

### Share Price Data (as of 17 June 2022)

|   |       |
|---|-------|
| Ticker @IDX                                 | DOID  |
| Last Price (Rp)                             | 372   |
| Outstanding Shares (mn)                     | 8,612 |
| Market Capitalization (Rp bn)               | 3,204 |
| Market Capitalization (USD mn) <sup>1</sup> | 216   |

<sup>1</sup> shares outstanding as of 31 December 2021. DOID has commenced, and continues, its share buyback. As at 6 June 2022, DOID had purchased 598mn shares through the buyback

<sup>2</sup> based on 14,661 /USD exchange rate

### Shareholder Structure

|                               |       |
|-------------------------------|-------|
| Northstar Tambang Persada Ltd | 37.9% |
| Public                        | 62.1% |
| Treasury Stocks               | 6.9%  |

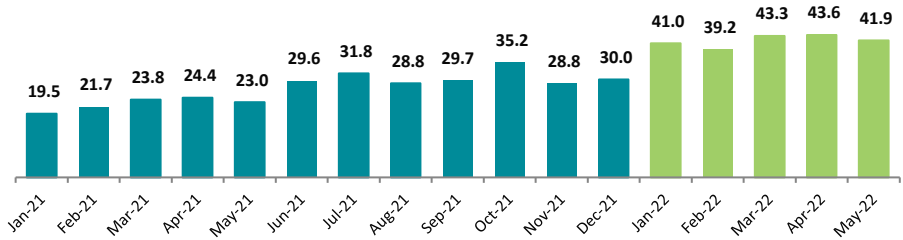
### Contact Us

Investor Relations Department  
[irteam@deltadunia.com](mailto:irteam@deltadunia.com)

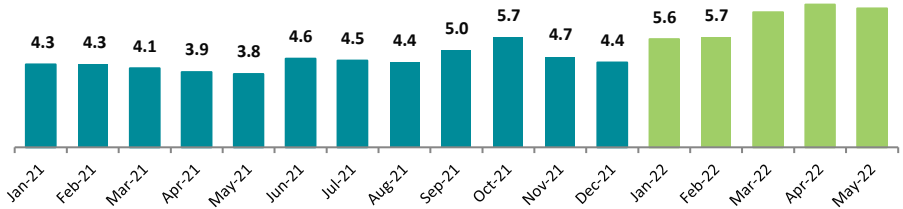
PT Delta Dunia Makmur Tbk.  
 Pacific Century Place 38/F, SCBD Lot 10  
 Jl. Jend. Sudirman Kav. 52-53  
 Jakarta 12190 – Indonesia  
 Phone: +62 21 30432080  
 Fax: +62 21 30432081  
[www.deltadunia.com](http://www.deltadunia.com)

**Jakarta** – PT Delta Dunia Makmur Tbk. (“**DOID**” or the “**Company**”) presents the monthly production report of its primary and wholly-owned subsidiary, PT Bukit Makmur Mandiri Utama (“**BUMA**”), for May 2022.

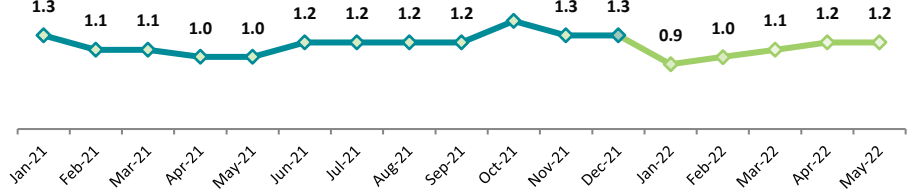
### MONTHLY OVERBURDEN REMOVAL (million bank cubic meters)



### MONTHLY COAL PRODUCTION (million tonnes)



### MONTHLY COAL HAULING (million tonnes)



### PRODUCTION HIGHLIGHTS

- BUMA recorded 41.9 million bcm of overburden removal and 7.2 million tonnes of coal in May 2022, with an overall strip ratio of 5.8x reflecting 82% and 88% increase YoY for OB removal and coal volume respectively, which includes volume from the Australian operations and additional volumes ramp up from BAYAN and Adaro Tutupan. Volume slightly declined on month to month is due to the impact of a factor from EID holiday during the month of May, which was also the unusual higher increase of rain from April.
- Year to date, overburden removal amounted to 209.1 million bcm, a 86% increase YoY, whereas coal amounted to 32.8 million tonnes, a 54% increase YoY. This year, we expect a gradual ramp-up in delivering incremental volume from the two new contracts secured in 2021 and the Australia operations.
- The Company remains focused on delivering operational excellence on existing contracts, optimizing existing assets, reducing cost, maintaining liquidity, and exploring growth opportunities that provide additional value and synergy for the Group.